


brembana electa

3/4 axes CNC machines



CMS is part of SCM Group, a technological world leader in processing a wide range of materials: wood, plastic, glass, stone, metal and composites. The Group companies, operating throughout the world, are reliable partners of leading manufacturing industries in various market sectors, including the furniture, construction, automotive, aerospace, ship-building and plastic processing industries. SCM Group coordinates, supports and develops a system of industrial excellence in 3 large highly specialized production centres employing more than 4,000 workers and operating in all 5 continents. SCM Group: the most advanced skills and know-how in the fields of industrial machinery and components.

CMS SpA manufactures machinery and systems for the machining of composite materials, carbon fibre, aluminium, light alloys, plastic, glass, stone and metals. It was established in 1969 by Mr Pietro Aceti with the aim of offering customized and state-of-the-art solutions, based on the in-depth understanding of the customer's production needs. Significant technological innovations, originating from substantial investments in research and development and take-overs of premium companies, have enabled constant growth in the various sectors of reference.



CMS Stone Technology realizes avant-garde solutions for the working of marble, natural stones and composite stones. Under the brand name Brembana Macchine, CMS Stone Technology was in the 80's the first manufacturer of a stone machining centre, thanks to an idea of its founder Mr Pietro Aceti. **CMS Stone Technology** has always been a reliable technological partner in designing unique solutions, for any need, in the world of building, architecture, interior and exterior decoration and wherever the use of stone and marble products is required.

brembana electa

APPLICATIONS	4-5
BREMBANA ELECTA TECHNOLOGICAL BENEFITS	6-7
ACCESSORIES	8-9
SOFTWARE	10-11
BREMBANA ELECTA DIMENSIONS & TECHNICAL DATA	12-13
CMS CONNECT	14-15
CMS ACTIVE	16-17
THE RANGE	18-19



APPLICATIONS



Effective.

Accurate.

Suitable.

Your solutions.

bathroom and kitchen tops | funerary art | swimming pools | sculpture | thresholds, stairs and window sills



architecture and construction | inlays and mosaics | fireplaces

The **EASY** way for stone processing.



3/4 axes CNC machines

BREMBANA ELECTA

TECHNOLOGICAL BENEFITS



FULLY INTEGRATED COMPACT MONOBLOC MACHINING CENTER WITH 3/4 INTERPOLATED AXES

Brembana electa is a CNC machining center with 3/4 interpolated axes for machining slabs and blocks of marble, granite, synthetic stone and ceramics. It can quickly and accurately perform any type of edge contouring (coarse or smooth), milling, drilling, countersinking, pocketing, bas-reliefs and lettering.

The monobloc structure and full integration of guards, sliding doors, water collection tanks, systems and the electrical cabinet make electa the most compact machining center and ensure the best workpiece/machine size ratio of the cms stone technology range.

The high inertia and thickness of the Metal Synthetic Technology (MST) worktable, introduced to replace the conventional aluminum worktable, dampens vibrations, helping to improve the surface finish and general quality of the machining process.

KEY BUYER BENEFITS

- + **Productivity:** the highest in its category thanks to axis movements at up to 72m/min.
- + **+15% work area:** more space for your projects compared to the average on the market.
- + **Uncompromising finishes:** the heavy monobloc structure dampens vibrations to achieve the best results in all machining processes.



ACCESSORIES



Three-step swivel head for machining sloping drainers on kitchen worktops. Tilting the work unit makes it possible to machine a sloping surface in both directions (right and left).



WATER RECIRCULATION TANKS


Brembana electa has an external 580 L water recovery tank and another tank for the water that the liquid ring vacuum pump uses to dissipate heat and deposit any solid particulate. The tanks are located below the base to minimize the overall footprint of the machining center.

The rotary C axis (4th axis) with a fast speed of 9000°/min can accommodate angular transmissions with continuous 360° rotation.



THICKNESS PROBE

Thickness probe to acquire the actual thickness of the slab to be machined, to ensure a perfect finished workpiece.



90° angular transmission for flat grinding wheels, cups wheels and polishing discs.



CROSSHAIR LASER POINTER

With this accessory, brembana electa helps to position suction cups and references to minimize the unproductive time associated with preparing the worktable.

SOFTWARE

EASYSTONE

EasySTONE is a CAD/CAM software, customized on CMS Stone Technology machining centers, dedicated to the stone materials processing sector that enables full management of all aspects related to CNC machining.

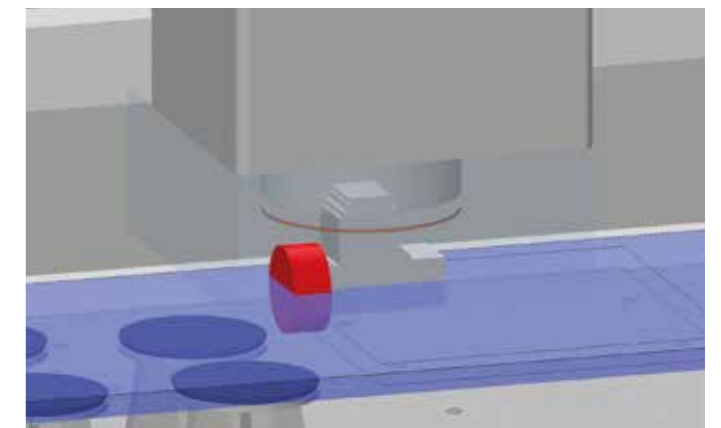
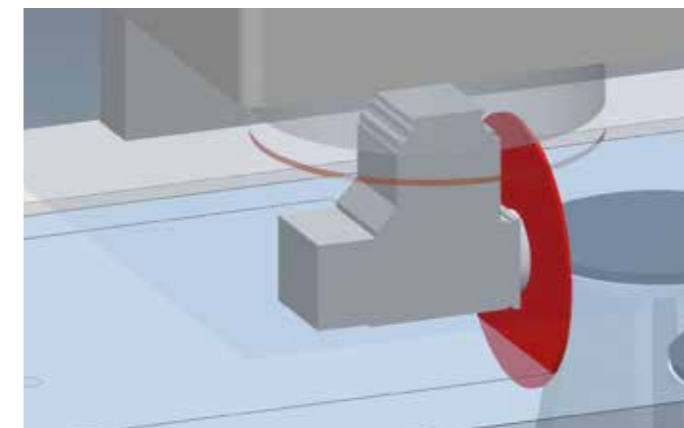
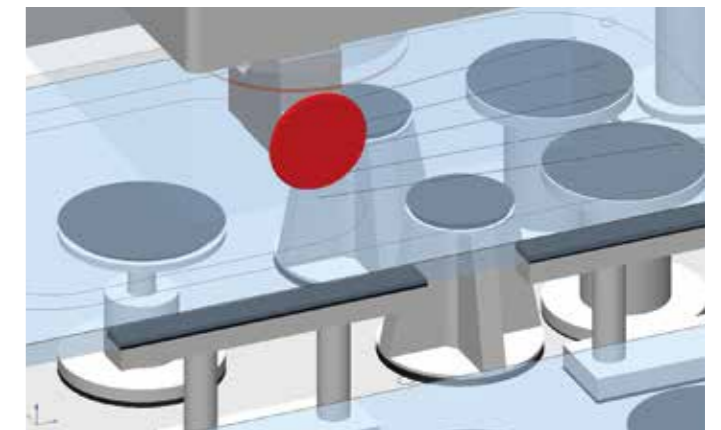
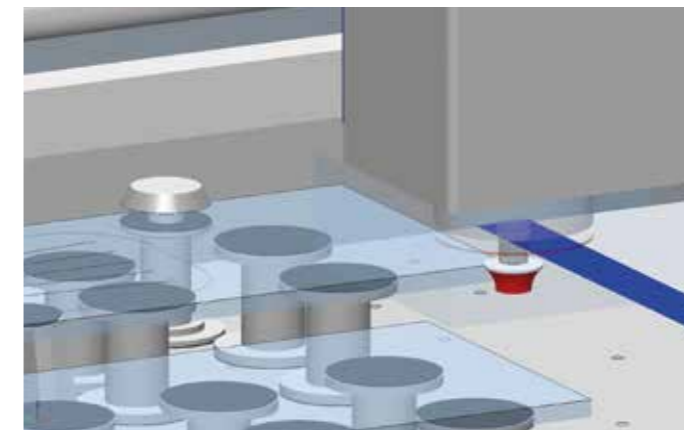
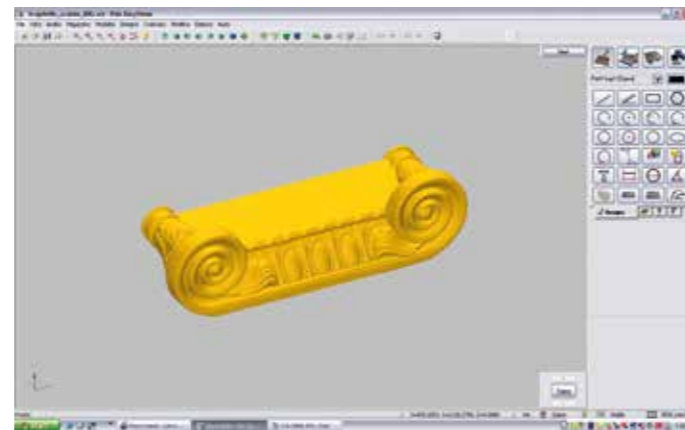
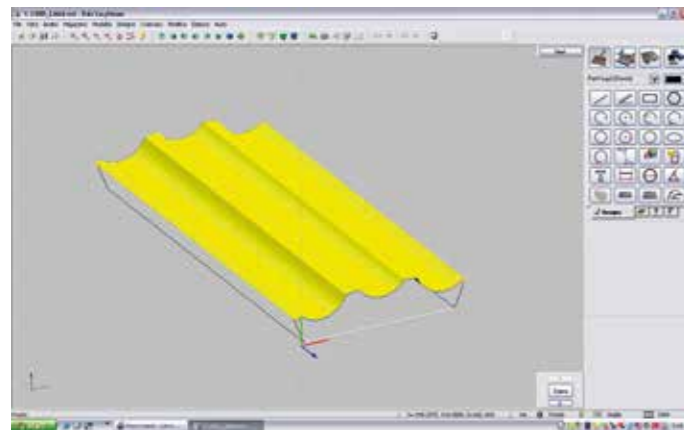
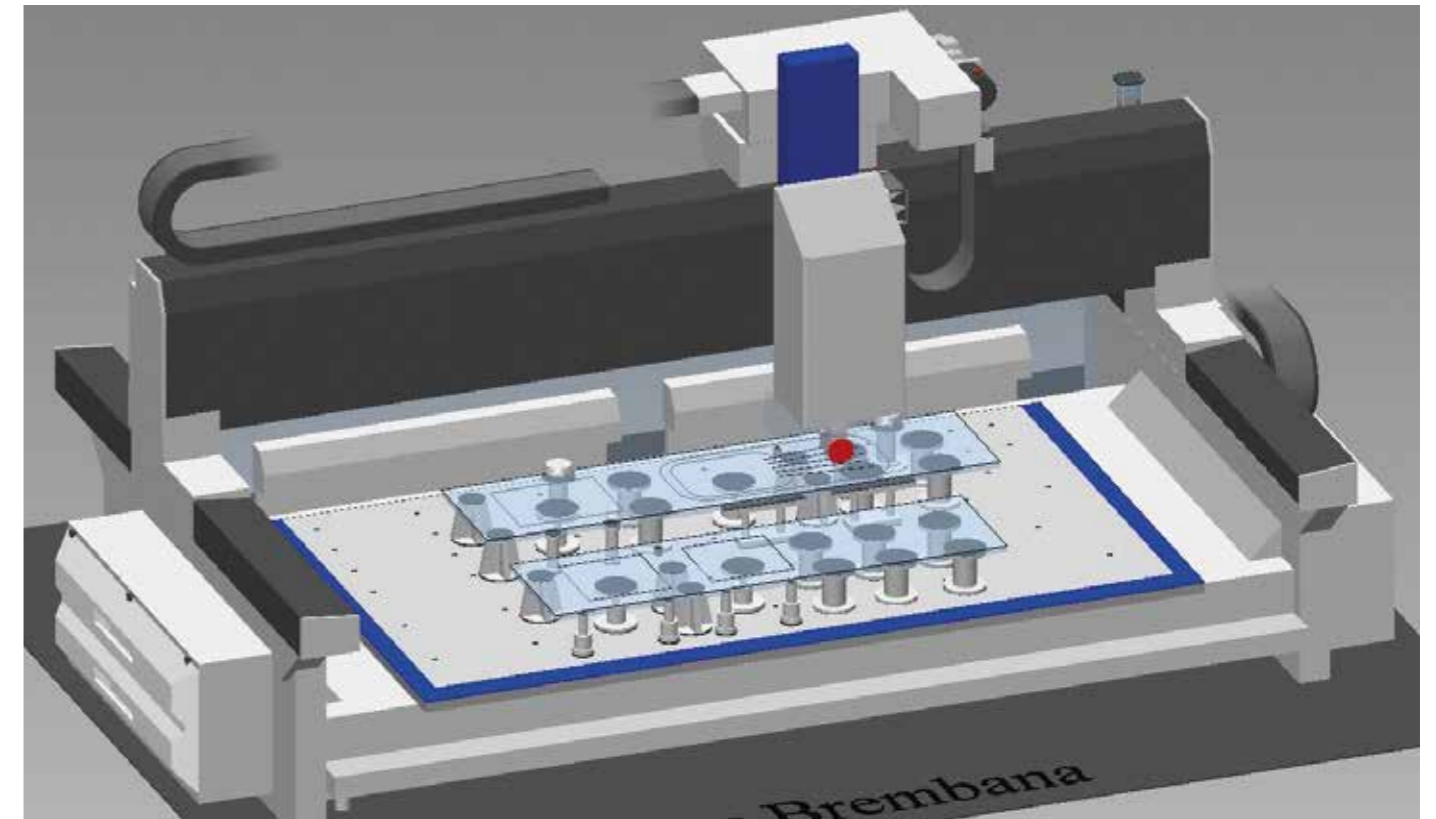
Available in different levels, it offers the following features:

- drawing and defining three-dimensional surfaces of bathroom tops, kitchen countertops, thick stone sinks, shower trays; contour shaping and sanding of drawn profiles, lettering for funerary art and decoration, cutting with discs mounted on angular transmissions of any type
- tool table management and automatic or manual tool change magazine
- guides the placement of suction cups via interactive graphic layout
- calculation of processing time and cost
- three-dimensional graphic simulation of the machining process

In addition to the above features, the following functions are available:


- laser projection of the suction cups to be placed or 2D profiles to be made
- acquisition of blank thickness variation and adjustment of subsequent processing
- tool measurement and requalification
- automatic and controlled management of polishing pressures
- acquisition of templates through probe tips
- Internet messaging to interface with the machine remotely

It is also possible to import complex surfaces copied/ designed with external equipment and CAD, or to acquire via laser copiers complex surfaces such as sculptural bas-reliefs.



BREMBANA ELECTA

DIMENSIONS & TECHNICAL DATA



BREMBANA ELECTA: TECHNICAL DATA

X-AXIS STROKE - SPEED Y-AXIS STROKE - SPEED Z-AXIS STROKE - SPEED	3450 mm 136 in - 72m/min 1800 mm 71 in - 72m/min 350 mm 14 in - 15m/min
ROTARY AXIS (OPTIONAL)	C = 360° continuous
TOOL CHANGE STATIONS	13 + 13
ELECTROSPINDLE POWER ROTATION CONNECTION TORQUE	11,5 KW 15 HP 0 ÷ 15000 rpm ISO 40 18.5 Nm at 6000 rpm
ELECTRICAL CABINET	Built into the base
WEIGHT	4600 kg 10.100 lb
MINIMUM INSTALLATION SPACE	6100 x 2950 x 2600 mm 240 x 116 x 102 in

CMS connect the IoT platform perfectly integrated with the latest-generation CMS machines

CMS Connect is able to offer customised micro services through the use of IoT Apps that support the daily activities of industry operators - improving the availability and use of machines or systems. The platform displays, analyses and monitors all data from connected machines. The data collected by the machines in real time become useful information increase machine productivity, reduce operating and maintenance costs and cut energy costs.

APPLICATIONS

SMART MACHINE: Section designed for the continuous monitoring of machine operation, with information on:

Status: machine status overviews. The representations provided allow machine availability to be checked - to identify possible bottlenecks in the production flow.

Monitoring: instantaneous, live display of the operation of the machine and its components, of currently running programs and potentiometers;

Production: list of machine programs run within a given timeframe with best time and average running time;

Alarms: active and historical warnings.

SMART MAINTENANCE

This section provides a first approach to predictive maintenance by sending notifications when machine components indicate a potentially critical state associated with reaching a certain threshold. In this way, it is possible to take action and schedule maintenance services, without any down-time.

SMART MANAGEMENT

Section designed for KPI presentation for all the machines connected to the platform.

The indicators provided assess of the availability, productivity and efficiency of the machine and the quality of the product.

MAXIMISED SECURITY

CMS Connect uses the standard OPC-UA communication protocol, which guarantees the encryption of data at Edge interface level. CMS Connect's Cloud and DataLake levels meet all state-of-the-art cyber-security requirements. Customer data are encrypted and authenticated to ensure total protection of sensitive information.

ADVANTAGES

- ✓ Optimisation of production performance
- ✓ Diagnostics to support components warranty optimisation
- ✓ Productivity increase and downtime reduction
- ✓ Improvement of quality control
- ✓ Maintenance costs down



CMS Active a revolutionary interaction with your CMS machine

Cms Active is our new interface. The operator can easily manage different machines, as the CMS Active interface software maintain the same look&feel, icons and interaction approach.

EASE OF USE

The new interface has been specially designed and optimized to be immediately used via touch screen. Graphics and icons have been redesigned for an easy and comfortable navigation.

ADVANCED ORGANIZATION OF PRODUCTION

CMS Active makes it possible to configure different users with distinct roles and responsibilities according to the use of the machine (e.g.: operator, maintenance technician, administrator...).

It is also possible to define the work shifts on the machine and then survey activities, productivity and events that have occurred in each shift.

ABSOLUTE QUALITY OF THE FINISHED WORKPIECE

With CMS Active, the quality of the finished workpiece is no longer jeopardized by worn-out tools. The new Tool Life Determination system of CMS Active sends warning messages when the tool life is running out and recommends its replacement at the most appropriate time.

TOOL SET-UP? NO PROBLEM!


CMS Active guides the operator during the tool magazine set-up phase, also considering the programs to be run.



THE RANGE OF CMS STONE TECHNOLOGY

FOR STONE PROCESSING

5-AXIS BRIDGE SAWS



BREMBANA VENKON



BREMBANA KOSMOS



BREMBANA KRATOS



BREMBANA SPRINT



BREMBANA GIXA

5-AXIS SAW JET MACHINES



BREMBANA KOSMOS JET



BREMBANA FORMAX JET / SPRINT JET

MACHINING CENTERS



BREMBANA ELECTA



BREMBANA SPEED



BREMBANA SPEED TR



BREMBANA KARTESIA




BREMBANA MAXIMA



BREMBANA G-REX

WATERJET CUTTING SYSTEMS AND PRESSURE INTENSIFIERS



BREMBANA EASYLINE



BREMBANA MILESTONE S



BREMBANA PROLINE



BREMBANA AQUATEC



BREMBANA JETPOWER EVO



BREMBANA E-PUMP



C.M.S. SPA
via A. Locatelli, 123 - 24019 Zogno (BG) - IT
Tel. +39 0345 64111
info@cms.it
cms.it

a company of **scm**group